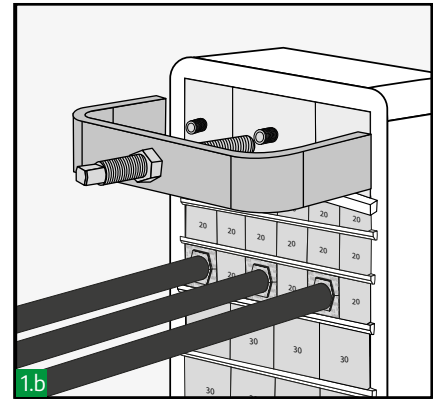
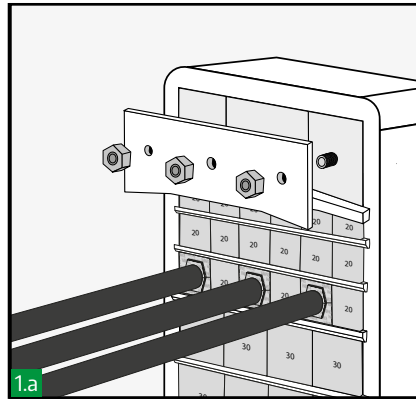
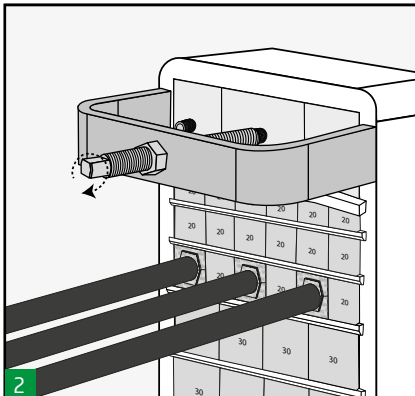


→ **PULLER** Use guide:

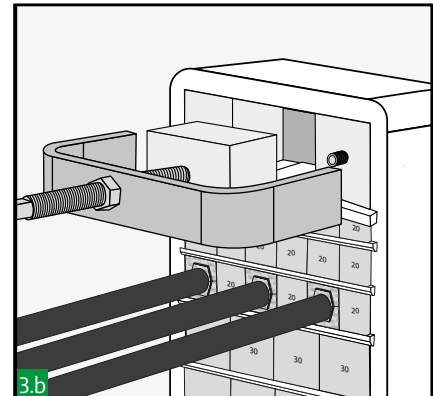
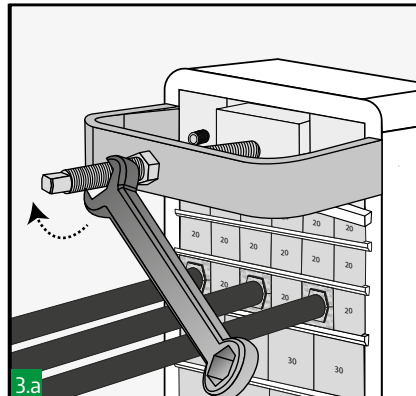
For future modification of the transit the system must be capable of being broken down. This is simple to achieve with a basic reversal of the assembly method the described in the installation instructions. The only exception is the use of the puller tool to remove the Endpacker centre block.



Remove endpacker nuts and front plate.



Remove endpacker nuts and front plate.



The nut of the puller is then turned clockwise and the centre block is then jacked out of the assembly.